

1947 - 2019.... over 70 years of history

SPERONI S.p.A., whose history of ongoing expansion started in 1947 at Castelnovo di Sotto, was created and initially managed by its founder, Mr GIUSEPPE SPERONI.

At a time when the economy was mainly agricultural, he sensed the importance of mechanical applications for servicing the agricultural world and, thanks to his skills as a businessman, he exploited at best the vast opportunities for growth during the post war period. Continuous investments in his staff and equipment resulted in the company's rapid entry into a widely expanding market, which crossed the Italian borders in the '70's.

On the verge of the third millenium our numbers are:

Its team with over 150 collaborators.

Its very modern factory that covers an area of approximately 45,000 square metres.

Its production capacity in excess of 3000 items per day.

The presence of its brands in over 80 countries throughout the world.

Its annual overall turnover in excess of 50 million Euro.



**airmec**  
AIR COMPRESSOR

42024 Castelnovo di Sotto (Reggio Emilia) - Italy - Via S. Biagio, 59  
Tel. +39.0522.487011 - Fax (Italy) +39.0522.487019 - Fax (World) +39.0522.683070  
www.speroni.it • speroni@speroni.it

**airmec**  
AIR COMPRESSOR

cod.7112101

Rev.00 - 10/2019

General  
Overview



1947 - 2019.... oltre 70 anni di storia

SPERONI S.p.A., la cui storia di costante espansione è cominciata nel 1947 a Castelnovo di Sotto, fu creata e inizialmente diretta dal suo fondatore GIUSEPPE SPERONI.

In un'epoca in cui l'economia era prevalentemente rurale, egli intuì l'importanza delle applicazioni meccaniche al servizio del mondo agricolo, e mettendo a frutto le sue capacità imprenditoriali sfruttò appieno le grandi opportunità di crescita del dopoguerra.

I continui investimenti in personale ed attrezzature fecero rapidamente entrare l'azienda in un mercato in forte espansione, che a partire dagli anni '70 oltrepassava i confini nazionali.

Alle soglie del terzo millennio questi sono i nostri numeri:

un organico di oltre 150 collaboratori.

Un modernissimo stabilimento che si estende su circa 45.000 mq.

















Una capacità produttiva di oltre 3000 articoli al giorno.

















Una presenza dei propri marchi in oltre 80 paesi nel mondo.

















Un fatturato complessivo che supera i 50 milioni di Euro all'anno.

















































Portatili <i>Portable</i>	Portatili <i>Portable</i>	Carrellati monocilindrici <i>Wheel mounted single cylinder</i>	Carrellati monocilindrici <i>Wheel mounted single cylinder</i>
BRICO	PAC 2500	CH 10	CH 25-50
			
  	  	  	  
lt. l / min. kW	lt. l / min. kW	lt. l / min. kW	lt. l / min. kW
2,5 115 ÷ 220 0,75 ÷ 1,5	8 + 8 220 1,5	10 115 ÷ 220 0,75 ÷ 1,5	25 ÷ 50 115 ÷ 220 0,75 ÷ 1,5

















Portatili bicilindrici <i>Two-cylinders portable</i>	Monostadio a cinghia <i>Single-stage belt driven</i>	Monostadio a cinghia <i>Single-stage belt driven</i>	Monostadio a cinghia <i>Single-stage belt driven</i>
CHB 25-50-100	TT 22 MT	CRM 23-24	CRM 50-51-52
			
  	  	  	  
lt. l / min. kW	lt. l / min. kW	lt. l / min. kW	lt. l / min. kW
50 ÷ 100 230 1,5	11 + 11 230 ÷ 410 1,5 ÷ 2,2	25 145 ÷ 220 0,75 ÷ 1,1	50 145 ÷ 321 0,75 ÷ 1,5














Monostadio a cinghia <i>Single-stage belt driven</i>	Monostadio a cinghia <i>Single-stage belt driven</i>	Monostadio a cinghia <i>Single-stage belt driven</i>	Doppio stadio a cinghia <i>Two-stage belt driven</i>
CRM 101-102-103	CRM 152	CRM 203	CR 303-304-305
			
  	  	  	  
lt. l / min. kW	lt. l / min. kW	lt. l / min. kW	lt. l / min. kW
100 220 ÷ 385 1,5 ÷ 2,2	150 321 1,8	200 385 ÷ 520 2,2 ÷ 3	270 385 ÷ 727 2,2 ÷ 4

















Doppio stadio a cinghia <i>Two-stage belt driven</i>	Tandem <i>Tandem</i>	Tandem <i>Tandem</i>	Verticali monostadio a cinghia <i>Single-stage belt driven vertical</i>
CR 505-507-510	TANDEM 500	TANDEM 900-1000	CFV
			
  	  	  	  
lt. l / min. kW	lt. l/min. (x2) kW	lt. l/min. (x2) kW	lt. l / min. kW
500 727 ÷ 1454 4 ÷ 7,5	500 460 ÷ 727 3+3 ÷ 4+4	900÷1000 1074÷1454 5,5+5,5÷7,5+7,5	100 ÷ 270 321 ÷ 727 1,5 ÷ 4

















Motocompressori benzina <i>Petrol engine air compressors</i>	Motocompressori diesel <i>Diesel engine air compressors</i>	Gruppi su base <i>Group on base plates</i>	Testate
CRS	CRD	MT	TESTATE
			
  	  	 	
lt. l / min. Hp	lt. l / min. Hp	l / min. kW	cm <sup>3</sup> l / min. r.p.m.
50 ÷ 500 220 ÷ 900 4 ÷ 11	100 ÷ 500 520 ÷ 900 4,2 ÷ 9,6	145 ÷ 1454 0,75 ÷ 7,5	82,5÷1454 115÷1454 1000÷2800

















Portatili <i>Portable</i>	Carrellato monocilindrico <i>Wheel mounted single cylinder</i>	Carrellato monocilindrico <i>Wheel mounted single cylinder</i>	Monostadio a cinghia <i>Single-stage belt driven</i>
PAC 2000 PL	CH 25/210 PL	CH 50/210 PL	CRM 52 PL
			
  	  	  	  
lt. l / min. kW	lt. l / min. kW	lt. l / min. kW	lt. l / min. kW
4 + 4 220 1,5	25 220 1,5	50 220 1,5	50 210 1,5

















Monostadio a cinghia <i>Single-stage belt driven</i>	Monostadio a cinghia <i>Single-stage belt driven</i>	Monostadio a cinghia <i>Single-stage belt driven</i>	Monostadio a cinghia <i>Single-stage belt driven</i>
CRM 52-5 PL	CRM 102 PL	CRM 102-5/103 PL	CRM 152/153 PL
			
  	  	  	  
lt. l / min. kW	lt. l / min. kW	lt. l / min. kW	lt. l / min. kW
50 240 1,8	100 210 1,5	100 270 ÷ 330 1,8 ÷ 2,2	150 270 ÷ 330 1,8 ÷ 2,2

















Monostadio a cinghia <i>Single-stage belt driven</i>	Doppiostadio a cinghia <i>Two-stage belt driven</i>	Doppiostadio a cinghia <i>Two-stage belt driven</i>	Testate
CRM 203 PL	CF-CR 304/305 PL	CF-CR 505 PL	TESTATE PL
			
  	  	  	
lt. l / min. kW	lt. l / min. kW	lt. l / min. kW	cm <sup>3</sup> l / min. r.p.m.
200 330 2,2	270 329 ÷ 425 3 ÷ 4	500 425 4	80 ÷ 425 210 ÷ 425 1000÷2800

















Motocompressore benzina <i>Petrol engine air compressor</i>	Motocompressore benzina <i>Petrol engine air compressor</i>	Motocompressore benzina <i>Petrol engine air compressor</i>	Motocompressori benzina <i>Petrol engine air compressors</i>
MICRO	MINI	CRS 1040/260-1065/510	TEB 22/510-620-680
			
  	  	  	  
lt. l / min. Hp	lt. l / min. Hp	lt. l / min. Hp	lt. l / min. Hp
2 260 4	4 + 4 260 4	10 260 ÷ 510 4 ÷ 6,5	11 + 11 510 ÷ 680 6,5 ÷ 7

















Motocompressori benzina <i>Petrol engine air compressors</i>	Motocompressori benzina <i>Petrol engine air compressors</i>	Motocompressore diesel <i>Diesel engine air compressor</i>	Motocompressori diesel <i>Diesel engine air compressors</i>
TTS 2265/550-3465/550	TTS 3490/650-34110/900	CRD 1042/550	TTD 2242/550-2260/620
			
  	  	  	  
lt. l / min. Hp	lt. l / min. Hp	lt. l / min. Hp	lt. l / min. Hp
11+11 ÷ 17+17 550 6,5	17+17 650 ÷ 900 9 ÷ 11	10 550 4,2	11 + 11 550 ÷ 620 4,2 ÷ 6








Motocompressori diesel <i>Diesel engine air compressors</i>	Motocompressore benzina <i>Petrol engine air compressor</i>	Motocompressore benzina <i>Petrol engine air compressor</i>	Motocompressore benzina <i>Petrol engine air compressor</i>
TTD 3460/650-3496/900	KIT EASY 260	KIT EASY 510	KIT PROFI 510
			
  	  	  	  
lt. l / min. Hp	lt. l / min. Hp	lt. l / min. Hp	lt. l / min. Hp
17+17 650 ÷ 900 6 ÷ 9,6	10 260 4	10 510 6,5	11 + 11 510 6,5

Portati attacco tre punti trattore <i>Attached three point tractor</i>	Portati attacco tre punti trattore <i>Attached three point tractor</i>	Portati attacco tre punti trattore <i>Attached three point tractor</i>	Portati attacco tre punti trattore <i>Attached three point tractor</i>
AGRITECH 540-650	AGRITECH 1000	AGRITECH 1500-2000	AGRIMASTER 650-1000-1500
			
  	  	  	  
lt. l / min. Hp	lt. l / min. Hp	lt. l / min. Hp	lt. l / min. Hp
25 539 ÷ 644 20 ÷ 25	25 1020 30	25+20÷25+50 1503÷2035 40 ÷ 50	272 ÷ 650 644÷1503 25 ÷ 40

Portati attacco tre punti trattore <i>Attached three point tractor</i>	Motocompressori benzina <i>Petrol engine air compressors</i>	Motocompressore benzina <i>Petrol engine air compressor</i>	Motocompressori benzina <i>Petrol engine air compressors</i>
AGRIPLUS 1000-1500	MAGNUM	MICRO	CRS
			
  	  	  	  
lt. l / min. Hp	lt. l / min. Hp	lt. l / min. Model	lt. l / min. Model
500 ÷ 1000 1020 ÷ 1503 30 ÷ 40	25 + 25 1300 ÷ 2000 11 ÷ 19	2 260 GP 160	10 260 ÷ 510 GP/GX 160

Motocompressore benzina <i>Petrol engine air compressor</i>	Motocompressore benzina <i>Petrol engine air compressor</i>	Motocompressore benzina <i>Petrol engine air compressor</i>	Motocompressore benzina <i>Petrol engine air compressor</i>
TEB 22/510	TEB 22/620	TEB 22/680	TEB 34/680
			
  	  	  	  
lt. l / min. Model	lt. l / min. Model	lt. l / min. Model	lt. l / min. Model
11 + 11 510 GX 160	11 + 11 620 GX 200	11 + 11 680 GX 200	17 + 17 680 GX 200

Motocompressore benzina <i>Petrol engine air compressor</i>	Motocompressore benzina <i>Petrol engine air compressor</i>	Motocompressori benzina <i>Petrol engine air compressors</i>	Motocompressore benzina <i>Petrol engine air compressor</i>
TTS 2265/550	TTS 34110/900	CSB	PUMA 10/900 B
			
  	  	  	  
lt. l / min. Model	lt. l / min. Model	lt. l / min. Model	lt. l / min. Hp
11 + 11 550 GX 200	17 + 17 900 GX 340	25 550 ÷ 680 GX 160/200	10 900 11

Motocompressore benzina Petrol engine air compressor	Set generatore 12 volt	Testate	Accessori Accessories
PUMA 10/900 D	SET LS 1000	TESTATE e PTO	ACCESSORI
			
  			
lt.	l / min.	Hp	
10	900	9,6	
	kVA	Hp	
	1,6	6,5	
	</		